

Since 2007, Making IT Experts & Products

Course: JavaScript

Duration: 15 Hrs (Changeable) | Fees: Individual / Batch

Since 2007, Nestsoft TechnoMaster has been providing training, internships, and services in IT technologies, both online and offline, with the expertise of **over 250 industry experts**. We have delivered internships, training, and seminars to more than 50,000 students, resulting in numerous success stories. **We offer 100% placement support through JobsNEAR.in**

Our Courses/Internship

- Python/Django Fullstack
- Artificial Intelligence
- Machine Learning
- Data Science
- Software Testing (All)
- Wordpress, Woocommerce
- Digital Marketing, SEO
- Php/MySQL, Laravel
- Flutter, Android, IOS
- Asp.net MVC
- Web Design, Javascript
- Angular JS, React JS
- CCNA, MCSA, CCNP
- AWS, GCP, Azure
- Odoo, SalesForce, Sap
- Microsoft Excel
- Ethical Hacking



Syllabus on the Next Page ..



Our Head Office: Nestsoft TechnoMaster, Infopark, Cochin - 42, Kerala, India

+91 9895490866

+91 8301010866

join@nestsoft.com

www.nestsoft.com

Since 2007, Making IT Experts & Products

MODULE 1: Fundamentals of JavaScript Code

- * JavaScript methods (such as alerts)
- * Variables
- * The importance of quotes
- * Numbers vs. strings
- * Concatenation

MODULE 2: Reusing Code with Functions

- * Defining functions
- * Calling functions
- * Defining parameters & passing arguments
- * Simple Accordion with JavaScript
- * Targeting elements by ID
- * Hiding & showing elements with JavaScript

MODULE 3: If Statements: Clearing Form Fields

- * Testing code in the JavaScript Console
- * Getting & setting properties
- * Using if statements
- * Reshowing text hints in empty form fields


MODULE 4: Introduction to JavaScript Objects & the DOM

- * Intro to objects
- * The global object
- * Breaking open and manipulating objects

MODULE 5: Dynamically changing content with custom objects

Our Head Office: Nestsoft TechnoMaster, Infopark, Cochin - 42, Kerala, India

 +91 9895490866

 +91 8301010866

 join@nestsoft.com

 www.nestsoft.com

Since 2007, Making IT Experts & Products

- * Checking the functionality of the select menu
- * Getting the chosen value
- * Dynamically changing the state name value
- * Dynamically changing the rest of the values

MODULE 6: Introduction to arrays and the math object

- * Creating an array
- * Editing an array
- * Creating an array of welcome handlings
- * The math object
- * Using the math object to pick random headlines

MODULE 7: Introduction to for loops


- * Creating a for loop
- * Using the for loop to set dropdown menus
- * Clearing the menu
- * Optional bonus: refining the menu selection experience

MODULE 8: Exploring JavaScript selectors


- * Intro to JavaScript selector
- * Selecting multiple elements and elements without IDs
- * Getting a specific list item
- * Getting elements by class name
- * Getting multiple items using query selector
- * Getting a single item using query selector

Our Head Office: Nestsoft TechnoMaster, Infopark, Cochin - 42, Kerala, India

 +91 9895490866

 +91 8301010866

 join@nestsoft.com

 www.nestsoft.com

- * Chaining selectors together

- * Targeting elements by data attribute

MODULE 9: Photo filter website: using friendly navigation

- * Creating an array to store the selector

- * Getting the all button to select all filters

- * Getting the rest of the buttons to select the other filters

- * Initially hiding the photos

- * Getting the photos to filter

MODULE 10: Photo filter website: creating an executive filter

- * Adding a checkbox to toggle executive filtering on/off

- * Separating the inclusive and exclusive filter

- * Writing a conditional to select the appropriate filter

- * Programming the exclusive filter

- * Rerunning the filter when the checkbox is toggled

- * Improving the user experience

MODULE 11: Showing/hiding content with JQuery animation

- * Getting started with JQuery

- * Running code when the document is ready

- * Click events


- * Using the jQuery slide toggle method


- * Supporting JQuery disabled users

MODULE 12: Sharing JavaScript across pages

Our Head Office: Nestsoft TechnoMaster, Infopark, Cochin - 42, Kerala, India

 +91 9895490866

 +91 8301010866

 join@nestsoft.com

 www.nestsoft.com

- * Externalizing JavaScript
- * Linking to the JavaScript file

MODULE 13: JQuery hover animation

- * Adding an outline with CSS
- * Using the JQuery hover method
- * Using the JQuery animate method

MODULE 14: More advanced JQuery showing/hiding

- * Adding animation to reveal hidden content
- * Targeting the proper div: traversing the document
- * Swapping the button image with JQuery

MODULE 15: JQuery lightbox: a pop-up image viewer


- * Linking the plugin files
- * Initializing the pop-up
- * Grouping the photos into a gallery
- * Adding captions
- * Removing the counter
- * Customizing the appearance

MODULE 16: JQuery cycle: a simple slideshow

- * Initial setup
- * Defining what content gets cycle
- * Adding more cycles and exploring options
- * Reversing the animation

Our Head Office: Nestsoft TechnoMaster, Infopark, Cochin - 42, Kerala, India

 +91 9895490866

 +91 8301010866

 join@nestsoft.com

 www.nestsoft.com

MODULE 17: JQuery cycle: adding slideshow controls

- * Preventing a possible "flash of unstyled content"™™
- * Enabling the slideshow
- * Adding and customizing the controls

MODULE 18: JQuery cycle: adding a pause button

- * Adding a pause/play button
- * Styling the pause/play button
- * Checking to see if the cycle is paused
- * Making the pause/play button work

MODULE 19: JQuery form validation

- * Initializing the plugin & setting options
- * Customizing the error messages
- * Changing the location of the error messages
- * Styling the error messages

MODULE 20: JQuery Image Carousel

- * Linking to the plugin files
- * Creating the carousel
- * Styling the carousel
- * An easy way to add prev & next buttons
- * Adding custom prev & next buttons
- * Setting how many items are shown

Our Head Office: Nestsoft TechnoMaster, Infopark, Cochin - 42, Kerala, India

☎ +91 9895490866

☎ +91 8301010866

✉ join@nestsoft.com

🌐 www.nestsoft.com

Since 2007, Making IT Experts & Products

(Click on Course for more details)

Course: JavaScript


Duration: 15 Hrs (Changeable) | Fees: Individual / Batch

- Thank You -

N.B:This syllabus is not final and can be customized as per requirements / updates.

Our Head Office: Nestsoft TechnoMaster, Infopark, Cochin - 42, Kerala, India

 +91 9895490866

 +91 8301010866

 join@nestsoft.com

 www.nestsoft.com